





















Purely Gates Embroidery Mylar Chefs

Design: Just Roll Combo 8x8 and 9x9

Date: 6/26/2023

Color Analysis

1		Black	20 Poly X-40	66.21 in	11		Silver	1707 Poly X-40	127.33 in
2		Bone	812 Poly X-40	177.22 in	12		White	10 Poly X-40	32.27 in
3		Peach	818 Poly X-40	8.11 in	13		Burnt Sienna	905 Poly X-40	3.17 in
4		Black	20 Poly X-40	74.56 in	14		Honey	620 Poly X-40	86.80 in
5		White	10 Poly X-40	311.75 in	15		Black	20 Poly X-40	99.28 in
6		Grey	114 Poly X-40	27.26 in	16		Cherry 2	3015 Poly X-40	89.49 in
7		Dove Grey 2	111 Poly X-40	17.13 in	17		Cranberry 3	1241 Poly X-40	7.82 in
8		White	10 Poly X-40	459.20 in	18		Soft Buff	301 Poly X-40	11.71 in
9		Grey	114 Poly X-40	35.29 in	19		Black	20 Poly X-40	505.36 in
10		Dove Grey 2	111 Poly X-40	20.13 in	20		Cherry 2	3015 Poly X-40	79.82 in


Purely Gates Embroidery Mylar Chefs


Design: Just Roll Combo 8x8 and 9x9


Date: 6/26/2023


Color Analysis

21


Honey


620 Poly X-40


75.02 in




22


Cherry 2


3015 Poly X-40


137.94 in




23


Honey


620 Poly X-40


111.85 in




24


Burnt Sienna


905 Poly X-40


24.88 in






25

Black

20 Poly X-40

71.40 in



-  Place Mylar after this color change stitches.
-  Remove excess Mylar after this color change stitches.